

TUNDRA SUSTAINABLE FRONTIER FUND

MONTHLY UPDATE
OCTOBER 2024



TUNDRA
FONDER

FRONTIER MARKETS SHINE IN OCTOBER

In USD, the fund rose 1.8% during October (EUR:+4.8%), compared to the MSCI FMxGCC Net TR (USD), which fell 0.6% (EUR:+2.3%), and the MSCI EM Net TR (USD), which fell 4.4% (EUR: -1.7%). In absolute return, it was primarily Pakistan (+1.7% portfolio contribution), Sri Lanka (+0.7% portfolio contribution), and Egypt (+0.4% portfolio contribution) that contributed positively. Among negative contributions, it was mainly Vietnam (-0.5% portfolio contribution) and Bangladesh (-0.4% portfolio contribution) that contributed negatively. Relative to our benchmark, it was primarily our overweight in Pakistan (+1.3% portfolio contribution relative to the benchmark), stock selection in Vietnam (+1.0% portfolio contribution relative to the benchmark), and overweight in Sri Lanka (+0.5% portfolio contribution relative to the benchmark). Negative contributions versus the benchmark were mainly received from a lack of holdings in Iceland (-0.5% portfolio contribution relative to the benchmark) and Kenya (-0.3% portfolio contribution relative to the benchmark).



Alexandria, Egypt. Source: Unsplash

The biggest single contribution came from Pakistani IT company Systems Ltd (7% of the portfolio), which rose 22% after a quarterly report that beat expectations. The stronger rupee and start-up costs in connection with the company's expansion abroad (primarily Saudi Arabia and Egypt) have weighed on the company's margins in the past year. Rising resource utilization in the new offices, combined with the company ending some local contracts with low profitability meant the trend broke, while revenue growth remained strong (28% in USD). The second largest contribution was received from Egyptian dairy and juice producer Juhayna Foods (3% of the fund). The stock rose 21% after Arla, a Danish-Swedish dairy giant, made an acquisition bid for a local cheese producer. The biggest negative contribution came from Vietnamese industrial conglomerate REE Corp (7% of the fund), which fell 7% in a weak Vietnamese market.

DISCLAIMER:

Capital invested in a fund may either increase or decrease in value and it is not certain that you be able to recover all of your investment. Historical return is no guarantee of future return.

IMPORTANT MARKET EVENTS

We noted increased participation by local Pakistani institutions in the stock market during October. Expectations of lower interest rates tend to lead to a shift of allocated capital from interest-bearing instruments to equities (see the previous monthly newsletter), and that looks set to be the case this time as well. At the time of this monthly letter (November 4th), the central bank has just cut interest rates by a further 250 basis points (to 15%). That was higher than the consensus estimate (200 points), takes the decline so far this year to 700 points, and should support the stock market going forward.



K2, Pakistan. Source: Unsplash

After the initial optimism in Bangladesh after the regime change, the stock market has fallen back on the realization that the country still has some way to go to get out of the ongoing crisis. During October, as expected, the central bank raised its key interest rate by 50 basis points to 10%. Inflation in September fell to 9.9% year-on-year in September, compared to 10.4% in August but remains uncomfortably high. Our two holdings, BRAC Bank and Square Pharmaceuticals, have fared relatively well, both delivering good results for the third and second quarters respectively during the month. BRAC's third-quarter profit rose 70% year-on-year, primarily driven by higher returns on investments. The stock is currently valued at a P/E of 8.3 on rolling twelve months, compared to its ten-year average of 12.8x. Square Pharmaceuticals delivered results for the second quarter of 2024 (the last quarter for 2024 in the company's broken fiscal year). Profits rose 17% during the quarter (10% for the full year). The stock is currently valued at 9.6x annual earnings on rolling twelve-months earnings, compared to an average valuation of 15.7x over the past ten years.

During the month, Kazakh fintech company Kaspi announced an acquisition bid for 65% of Turkish e-commerce company Hepsiburada. Kaspi is paying USD 1.1 billion, valuing Hepsiburada at USD 1.7

DISCLAIMER:

Capital invested in a fund may either increase or decrease in value and it is not certain that you be able to recover all of your investment. Historical return is no guarantee of future return.



Monthly Update October 2024 Tundra Sustainable Frontier Fund

billion, just under half of the introductory price from 2021. The deal is pending regulatory approval. Assuming approval, the deal will be an interesting experiment on whether Kaspi's extremely profitable business model can be transferred to other markets. It is currently too early to comment on the likelihood, but of course it could potentially change the image of the company. Although September's short seller attack was a bad example of throwing a lot of unsubstantiated accusations, the company's geographical focus on Kazakhstan, and what appears to be limited growth opportunities, are likely key factors as to why the company trades at significantly lower multiples than its international peers.

DISCLAIMER:

Capital invested in a fund may either increase or decrease in value and it is not certain that you be able to recover all of your investment. Historical return is no guarantee of future return.



ABOUT THE FUND

Tundra Sustainable Frontier Fund focuses on the next generation of emerging markets such as Vietnam, Bangladesh, Sri Lanka, Pakistan, Egypt and Nigeria. Featuring strong population growth, rapid urbanisation, investments in infrastructure, growing middle classes and stabilising political environments, a vast majority of international investors are yet to discover these markets.

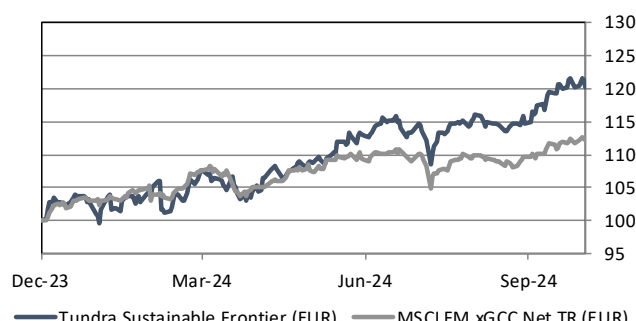
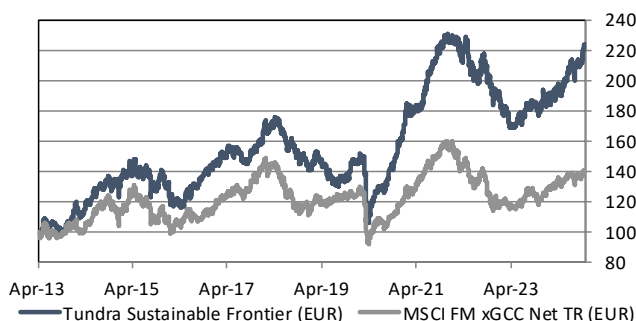
The fund is managed according to Tundra's active stock picking philosophy and backed by local research offices in Asia. Investments are based on an ESG approach where each investment has to comply with the UN Global Compact with regards to human rights, labour rights, corporate governance and environmental impacts. The fund is registered in Sweden and is fully UCITS compliant. Read more about latest developments [here](#).

RETURN*	NAV (EUR)	1M	YTD	1Y	3Y	Inception
Tundra Sustainable Frontier (EUR)	26.70	4.8%	20.3%	25.6%	-1.5%	122.0%
Benchmark	681.19	2.3%	12.1%	19.4%	-11.6%	40.6%

* Fund returns calculated on SEK class converted to EUR in order to provide the longest possible data set.

THE FUND VS BENCHMARK (SINCE INCEPTION)

THE FUND VS BENCHMARK (YTD)



FUND MONTHLY PERFORMANCE

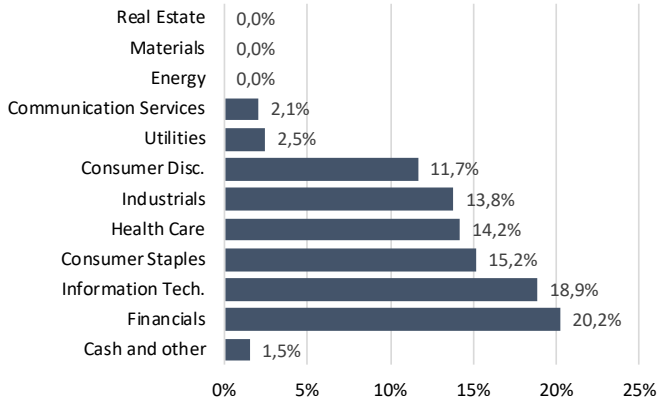
	Jan	Feb	Mar	Apr	May	Jun	Jul	Aug	Sep	Oct	Nov	Dec	YTD
2013				0.3%	7.9%	-6.5%	4.6%	-4.6%	-0.7%	1.7%	4.0%	4.1%	8.7%
2014	4.6%	-4.5%	4.0%	4.0%	5.6%	0.6%	3.4%	-0.9%	4.5%	-2.6%	-0.2%	0.6%	22.3%
2015	4.3%	0.5%	1.3%	0.6%	-0.3%	-2.5%	-0.5%	-4.1%	-3.0%	5.6%	1.6%	-4.7%	-1.7%
2016	-5.1%	-2.8%	-2.8%	0.9%	7.1%	0.3%	2.4%	4.3%	1.4%	1.1%	2.6%	0.9%	10.1%
2017	0.2%	3.9%	2.2%	0.4%	-0.7%	0.2%	-3.6%	-0.2%	3.6%	1.9%	2.2%	0.4%	10.7%
2018	6.0%	0.6%	1.2%	1.3%	-4.9%	-2.3%	-2.6%	-0.4%	-1.8%	-1.9%	-2.4%	-4.6%	-11.6%
2019	3.2%	2.4%	-0.7%	-2.5%	-3.1%	-4.7%	1.1%	0.8%	0.9%	-0.6%	9.3%	-2.2%	3.2%
2020	1.6%	-6.1%	-22.9%	13.8%	4.0%	2.3%	-2.2%	7.4%	5.7%	4.6%	7.6%	5.0%	16.8%
2021	5.2%	0.7%	2.6%	-1.8%	5.5%	6.9%	2.2%	2.5%	3.9%	1.4%	1.4%	0.1%	34.7%
2022	-0.1%	-1.8%	-4.1%	5.4%	-6.7%	-4.1%	-1.2%	8.4%	-5.6%	-3.4%	-2.1%	-2.6%	-17.4%
2023	-4.5%	-0.1%	-5.4%	0.3%	3.4%	-1.7%	6.8%	-1.5%	0.6%	-3.8%	5.2%	-0.8%	-2.3%
2024	-0.3%	4.1%	3.6%	-2.8%	4.4%	3.4%	0.8%	2.2%	-1.1%	4.8%			20.3%

Source: Bloomberg, MSCI, Tundra Fonder

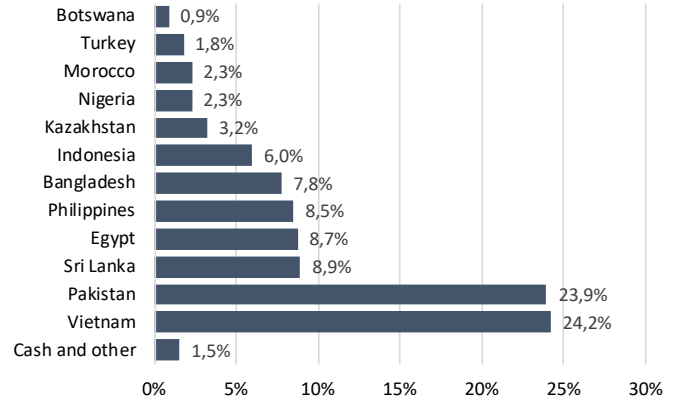
DISCLAIMER:

Capital invested in a fund may either increase or decrease in value and it is not certain that you be able to recover all of your investment. Historical return is no guarantee of future return.

SECTOR ALLOCATION



COUNTRY ALLOCATION



LARGEST HOLDINGS

	WEIGHT	COUNTRY	P/E 24E	P/E 25E	YIELD	RETURN 1M (EUR)
Systems Ltd	7.4%	Pakistan	14.9	11.9	2.1%	24.7%
Ree	7.0%	Vietnam	13.7	11.5	1.5%	-4.0%
FPT Corp	6.6%	Vietnam	26.3	21.2	1.6%	0.8%
Square Phar Ltd-Ord	5.8%	Bangladesh	8.5	7.4	4.8%	-2.4%
Century Pacific Food	4.7%	Philippines	22.9	19.7	1.6%	9.0%
National Bank of Pakistan	4.6%	Pakistan	6.3	3.5	8.3%	3.1%
GB Corp	4.4%	Egypt	7.0	5.6	2.4%	-1.5%
Meezan Bank Ltd	4.2%	Pakistan	3.9	4.3	11.8%	7.4%
Airports Corp Of Vietnam	4.0%	Vietnam	25.5	20.6	0.0%	13.4%
Medikaloka Hermina TBK	3.9%	Indonesia	35.8	30.1	0.6%	-2.4%

BEST PERFORMERS

	RETURN (EUR)
Beximco Pharmaceutical GDR	27.2%
Systems Ltd	24.7%
Abbott Laboratories Ltd	24.0%
Juhayna Food Ind	24.0%
Adamjee Insurance Co Ltd	22.9%

WORST PERFORMERS

	RETURN (EUR)
Interloop Ltd	-6.1%
Ree	-4.0%
Air Link Communication	-4.0%
Mobile World Investment Corp	-2.6%
Medikaloka Hermina TBK	-2.4%

FACTS

Inception date	2013-04-02
Pricing	Daily
Manager	Tundra Fonder AB
Benchmark index	MSCI FM xGCC Net TR (EUR)
ISIN	SE0006789897
Bloomberg	TUNDFRF SS
IBAN	SE4450000000058648209218
BIC	ESSESESS
Custodian	SEB
Auditor	PWC
EU SFDR Classification	Article 8

RISKS AND COSTS*

Active risk (Tracking error)	8.9%
Active share	91.0%
Standard deviation	11.5%
Standard deviation, benchmark	9.4%
Beta	0.79
Information ratio	-0.22
Holdings	42
Risk level	5 of 7 (refer to KIID for more info)
Management fee/year (all inclusive **)	2.5%
AuM	192.5 MEUR

* Risk indicators are based on monthly rolling 24 months of return data.

** The management fee includes variable custody fees, audit, legal and marketing expenses.

Source: Bloomberg, MSCI, Tundra Fonder

DISCLAIMER:

Capital invested in a fund may either increase or decrease in value and it is not certain that you be able to recover all of your investment. Historical return is no guarantee of future return.

DISCLAIMER

Capital invested in a fund may either increase or decrease in value and it is not certain that you be able to recover all of your investment. Historical return is no guarantee of future return. The state of the origin of the Fund is Sweden. This document may only be distributed in or from Switzerland to qualified investors within the meaning of Art. 10 Para. 3,3bis and 3ter CISA. The representative in Switzerland is OpenFunds Investment Services AG, Seefeldstrasse 35, 8008 Zurich, whilst the Paying Agent is Società Bancaria Ticinese, Piazza Collegiata 3, 6501 Bellinzona, Switzerland. The Basic documents of the fund as well as the annual report may be obtained free of charge at the registered office of the Swiss Representative.

The publication is issued by Tundra Fonder AB ("Tundra") and the information – assumptions, opinions, valuations, recommendations etc – presented in this publication have been compiled by Tundra. The publication is based on generally available information from sources that Tundra believes to be reliable. However, Tundra cannot guarantee the accuracy of this information. This presentation – as well as all or parts of its content – may not be duplicated or distributed under any circumstances without the written permission of Tundra.

The information in this presentation does not take into account the specific investment goal, financial situation or needs of any specific recipient. The information should not be regarded as a personal recommendation or investment advice. The client should always seek adequate professional advice before taking any investment decision and each such investment decision is taken independently by the client and at the client's own risk. Tundra accepts no liability whatsoever for any direct or consequential loss of any kind arising from the use of this presentation.

Risks

Investments in financial instruments are associated with risk and an investment may both increase and decrease in value or even become worthless. Historical returns are no guarantee of future returns. International investments, particularly those on new markets in developing and growth countries (such as Eastern Europe (including Russia), Asia, Latin America and Africa), are normally associated with a higher level of risk than investments in Swedish or other developed markets' securities. These risks include both political and economic uncertainty in other countries as well as currency fluctuations. These risks are particularly high on new markets since these countries may have relatively unstable governments and immature markets and economies.

DISCLAIMER:

Capital invested in a fund may either increase or decrease in value and it is not certain that you be able to recover all of your investment. Historical return is no guarantee of future return.